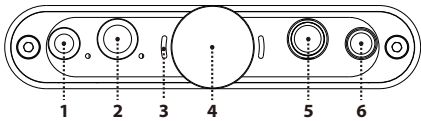


ifi hip-dac



1. PowerMatch® (on/off)

PowerMatch® enables hip-dac to match headphones' impedance and sensitivity in order to generate their highest operational efficiency.

*Tip: For in-ear-monitors (earbuds) try PowerMatch® off.
For headphones try PowerMatch® on.*

2. XBass® (on/off)

Many headphones lack the correct bass response. XBass® is an analogue circuit designed to 'add back' the lost bass response for a more accurate reproduction of the original music.

3. Audio Format LED (kHz)

The LED colour scheme indicates the audio format and sampling frequency received by hip-dac from the music source.

LED	Mode
Green	44/48/88/96kHz
Yellow	176/192kHz DXD352/384kHz
Cyan	DSD128/DSD64 2.8/3.1/5.6/6.2MHz
Blue	DSD256 11.2/12.2MHz
Magenta	MQA
Off	No valid signal

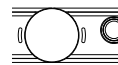
4. ON/OFF and Analogue Volume Control

The analogue volume control in hip-dac is superior to any digital volume control.

Warning: Due to the high power of hip-dac, always start off at a low volume level so that there is no risk of damage to your headphones and your hearing. iFi audio is not responsible for any hearing or equipment damage from misuse.

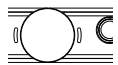
Power ON.

Step 1 **ON**



Power OFF.

Step 2 **OFF**



Tip: hip-dac will continue to use battery power even if the USB cable is connected afterwards.

Tip: For connection to Apple devices, Apple Lightning to USB Camera Adapter is required. For connection to Android devices, USB On-The-Go (OTG) cable and appropriate OS support are required.

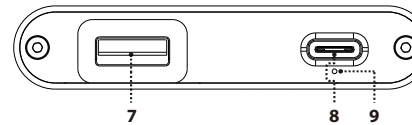
For more information, please refer to www.ifi-audio.com.

5. Balanced 4.4mm headphone output

Connect balanced 4.4mm headphones.

6. Single-ended 3.5mm headphone output

Connect single-ended 3.5mm headphones.



7. USB3.0 'Type A' data input port

Connect your phone to hip-dac with Lightning to USB Camera Adapter (Apple) or USB On-The-Go (OTG) cable (Android). When using other audio sources connect with a USB cable.

Tip: It is preferable to use a USB 3.0 port over using a USB 2.0 port on the PC.

8. USB-C (5V) battery charge input

For charging only. It will take ~3 hours for a high-powered USB charger to fully charge hip-dac.

9. LED for Battery Status

LED	Status
White*	> 75%
Green*	> 25%
Red*	> 10%
Red (flashing)	≤ 10%

*Battery LED will flash when it is charging

Specifications

Formats supported: DSD256/128/64,
Octa/Quad/Double/Single-Speed DSD
DXD(384/352.8kHz),
PCM(384/352.8/192/176.4/96/88.2/
48/44.1kHz)
MQA

Digital Inputs: USB 3.0 type 'A'
High-Speed Asynchronous USB 2.0
(32bit/384kHz)

Headphone Output: Balanced 4.4mm
Single-Ended 3.5mm

Power Output: BAL:400mW@32Ω; 6.3V@600Ω
S-BAL(SE): 280mW@32Ω; 3.2V@600Ω

Battery: Lithium-polymer 2200mAh

Power System: Charging via USB-C
BC V1.2 compliant up to 1000mA
charging current

Power (max): <2W idle, 4W max

Dimensions: 102(l) x 70(w) x 14(h) mm

Weight: 125g (0.28 lbs)

Warranty period: 12 months

Specifications are subject to change without notice.