

Magnat



MONITOR S LINE



MONITOR S LINE – SOUND NEW DEFINED

KEY FACTS

- INNOVATIVE FLOORSTANDING UNIT (S 80 ATM) WITH INTEGRATED DOLBYATMOS SPEAKER FOR AN UNCOMPLICATED CINEMA SOUND, CERTIFIED ACCORDING TO DOLBY ATMOS GUIDELINES
- ADDITIONAL INTEGRATED COAXIAL SPEAKER FOR DOLBY ATMOS WITH ITS OWN CONNECTING TERMINAL (S 80 ATM)
- 2 CENTER SPEAKER OPTIONS:
EXTREMELY POWERFUL CENTER SPEAKER (S 14 C)
FOR AMBITIOUS HOME THEATER OR COMPACT
CENTER SPEAKER (S 12 C)
- 3 BOOKSHELF LOUDSPEAKER MODELS FOR
USE AS HI-FI OR EFFECT LOUDSPEAKERS
IN HOME THEATERS
- DIPOLE SPEAKER (S 10 D) FOR PERFECT
SURROUND SOUND IN HOME THEATER
WITH WALL MOUNTING OPTION



MONITOR S 80 ATM

NEW TECHNICAL HIGHLIGHTS OF THE SERIES

 **Dolby Atmos**



SPECIALLY DESIGNED COAXIAL LOUDSPEAKER ACCORDING TO DOLBY ATMOS GUIDELINES AND CERTIFIED BY DOLBY LABS



28 MM TWEETER WITH FABRIC DOME AND NEW ACOUSTIC FLANGE GEOMETRY



TWO 170 MM WOOFERS AND ONE 110 MM MIDRANGE DRIVER FOR PERFECT SOUND



MONITOR S 80 ATM

NEW TECHNICAL HIGHLIGHTS OF THE SERIES




“POINTED CONICAL DOME”
INCREASES STABILITY OF
WHOLE CONE FOR MORE
PRECISE BASS REPRODUCTION AND
OPTIMIZE RESPONSE AT MIDRANGE
FREQUENCIES.



MONITOR S 80 ATM


NEW TECHNICAL HIGHLIGHTS OF THE SERIES

“28 MM RING RADIATOR TWEETER DOME”
LARGER 28 MM EFFECTIVE MEMBRAN SURFACE
CREATES MORE SOUND ENERGY AT CROSSOVER
POINT.




RED = MOVING AREA

AT VERY HIGH FREQUENCIES ONLY OUTER RING
AREA IS MOVING = REDUCED MOVING MASS



MONITOR S 80 ATM

FROM HI-FI TO DOLBY ATMOS IN PERFECTION



BASS REFLEX CONSTRUCTION:
AIRFLEX PORTS WITH FLARED
REFLEX OPENINGS



TERMINAL WITH GOLD-PLATED
AND CAPSULATED SCREW
CONNECTORS.
ADDITIONAL CONNECTION
TERMINAL FOR DOLBY ATMOS



TIMELESS BLACK OR A ELEGANT
WALNUT DECOR WITH
RESONANCE ABSORBING FEET



MONITOR S 14 C – THE CENTER SPEAKER FOR AMBITIOUS HOME THEATER

5 DRIVERS FOR MAXIMUM SOUND EXPERIENCE



TERMINAL WITH GOLD-PLATED
AND CAPSULATED SCREW
CONNECTORS



DOUBLE BASS AND BASS-MIDRANGE
WITH STURDY, COATED METAL BASKETS



NEWLY DEVELOPED
28 MM TWEETER WITH FABRIC
COMPOSITE DOME



MONITOR S 10 D

NOT ONLY A DIPOLE SPEAKER

Many different uses. The wide and three-dimensional acoustics make this loudspeaker perfect for:

- Side and Rear channels for home cinema configurations
- 2.0 or 2.1 Stereo systems with an outstanding wide sound stage
- Ideal for wall mounting in bars, restaurants, shops, etc.



MONITOR S 10 D

THE SPEAKER FOR ROOM FILLING SOUND



ULTRALIGHT AND EXTREMELY
SOLID MYLAR DOME TWEETER



DIPOLE SPEAKER WITH THREE
13 MM TWEETERS FOR PERFECT
SURROUND SOUND IN HOME
CINEMAS



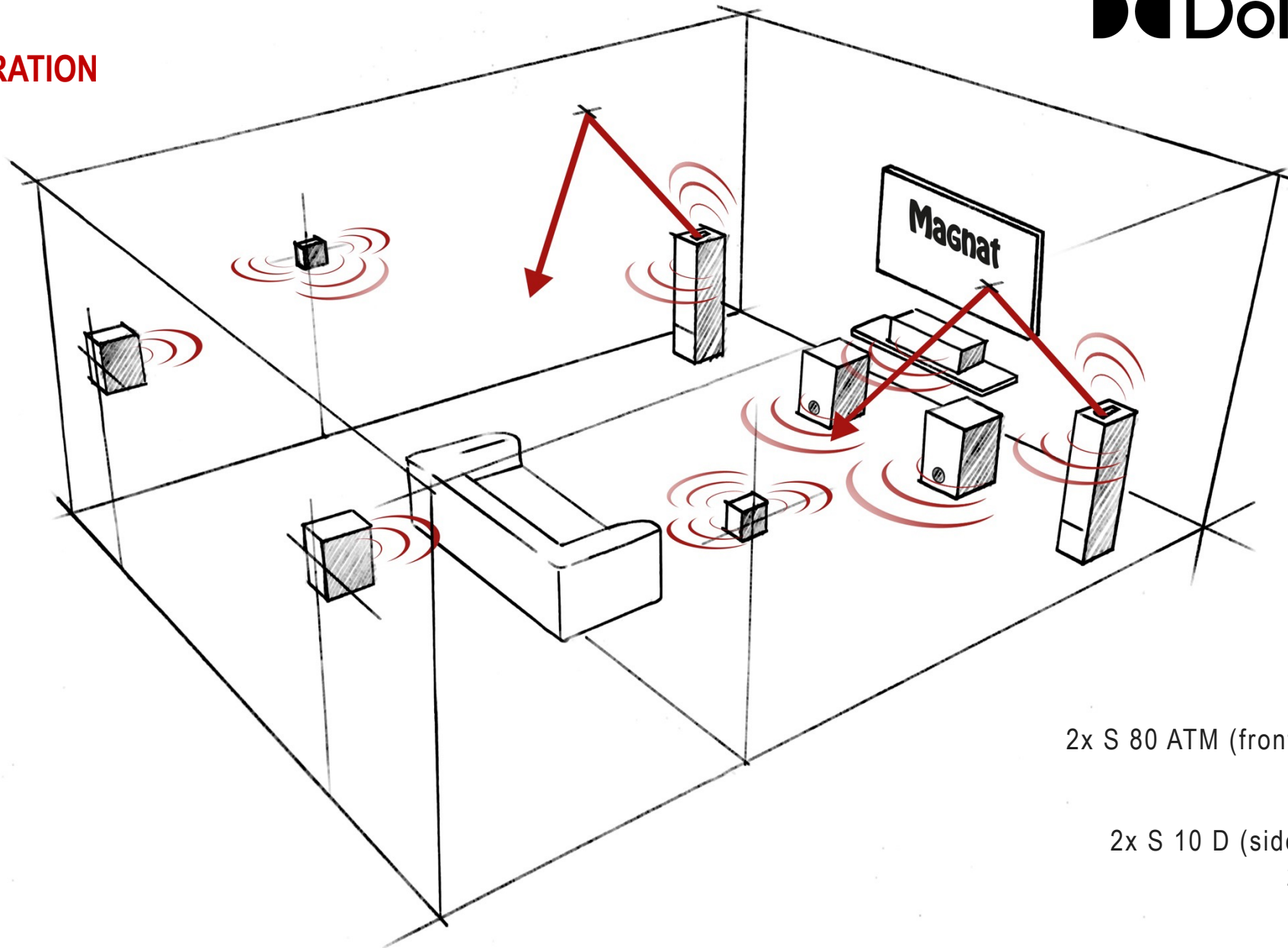
CONNECTION TERMINAL
WITH WALL MOUNTING DEVICE



EXAMPLE

7.2.2 CONFIGURATION

Dolby Atmos



- 2x S 80 ATM (front and high channel speaker)
- 1x S 14 C (center speaker)
- 2x S 30 (rear speaker)
- 2x S 10 D (side channel / di-pole speaker)
- 2x Alpha RS 12 (subwoofer)

THE PERFECT COMBINATION FOR HOME CINEMA

WE RECOMMEND OUR MAGNAT ALPHA RS 8 AND
RS 12 SUBWOOFERS TO MATCH THE MONITOR S LINE

ALPHA RS 8

ALPHA RS 12



MONITOR S LINE



MONITOR S 80 ATM

PRINCIPLE

2 ½ -way bass reflex,
floorstanding speaker with dolby atmos module

DRIVERS

2 x 6.5" woofer-midrange
1 x 1.1" dome-tweeter
1 x 4.5" coaxial speaker

POWER HANDLING

Main speaker: 160/300 W
Dolby Atmos speaker: 40/80 W

IMPEDANCE

Main speaker: 4 Ohms
Dolby Atmos speaker: 4 Ohms

FREQUENCY RANGE

Main speaker: 26 – 38.000 Hz
Dolby Atmos speaker: 60 – 28.000 Hz

CROSSOVER FREQUENCIES

Main speaker: 500 Hz, 3.000 Hz
Dolby Atmos speaker: 7.000 Hz

RECOMMEND AMPLIFIER OUTPUT

Main speaker: 30 – 300 W
Dolby Atmos speaker: 15 – 80 W

SENSITIVITY (2.8V/1M)

Main speaker: 90 dB
Dolby Atmos speaker: 87 dB

CABINET SURFACE

Black
Walnut

DIMENSIONS (WXHxD)

215 x 860 x 270 mm

WEIGHT

13.4 kg

ART.NO. / EAN

Black: D144806 / 4018843448060
Walnut: D144807 / 4018843448077

MONITOR S 70

PRINCIPLE

3-way bass reflex,
floorstanding speaker

DRIVERS

2 x 6.5" woofer
1 x 6.5" midrange
1 x 1.1" dome-tweeter

POWER HANDLING (RMS/MAX.)

190/380 W

IMPEDANCE

4 – 8 Ohm

FREQUENCY RANGE

19 – 38.000 Hz

CROSSOVER FREQUENCIES

400 Hz, 2.900 Hz

RECOMMENDED AMPLIFIER OUTPUT

30 – 380 W

SENSITIVITY (2.8V/1M)

91 dB

CABINET SURFACE

Black
Walnut

DIMENSIONS (WXHxD)

215 x 960 x 310 mm

WEIGHT

15 kg

ART.NO. / EAN

Black: D144804 / 4018843448046
Walnut: D144805 / 4018843448053

MONITOR S LINE



MONITOR S 14 C

PRINCIPLE
2 ½ -way bass reflex, center speaker

DRIVERS
2 x 4.5" woofer
2 x 4.5" woofer-midrange
1 x 1.1" dome tweeter

POWER HANDLING (RMS/MAX.)
100/200 W

IMPEDANCE
4 – 8 Ohm

FREQUENCY RANGE
38 – 38.000 Hz

CROSSOVER FREQUENCIES
500 Hz, 2.700 Hz

RECOMMENDED AMPLIFIER OUTPUT
30 – 200 W

SENSITIVITY (2.8V/1M)
90 dB

CABINET SURFACE
Black
Walnut

DIMENSIONS (WXHxD)
700 x 150 x 190 mm

WEIGHT
7 kg

ART.NO. / EAN
Black: D144810 / 4018843448107
Walnut: D144811 / 4018843448114

MONITOR S 12 C

PRINCIPLE
2 -way bass reflex, center speaker

DRIVERS
2 x 4.5" woofer-midrange
1 x ½" dome-tweeter

POWER HANDLING (RMS/MAX.)
75/150 W

IMPEDANCE
4 – 8 Ohm

FREQUENCY RANGE
40 – 32.000 Hz

CROSSOVER FREQUENCIES
3.400 Hz

RECOMMENDED AMPLIFIER OUTPUT
20 – 150 W

SENSITIVITY (2.8V/1M)
89 dB

CABINET SURFACE
Black
Walnut

DIMENSIONS (WXHxD)
420 x 148 x 190 mm

WEIGHT
3.9 kg

ART.NO. / EAN
Black: D144808 / 4018843448084
Walnut: D144809 / 4018843448091

MONITOR S LINE



MONITOR S 30

PRINCIPLE

2-way bass reflex

DRIVERS

1 x 6,5" woofer-midrange
1 x 1.1" dome tweeter

POWER HANDLING (RMS/MAX.)

100/200 W

IMPEDANCE

4 – 8 Ohm

FREQUENCY RANGE

34 – 38.000 Hz

CROSSOVER FREQUENCIES

2.900 Hz

RECOMMENDED AMPLIFIER OUTPUT

30 – 200 W

SENSITIVITY (2.8V/1M)

90 dB

CABINET SURFACE

Black
Walnut

DIMENSIONS (WXHxD)

215 x 354 x 270 mm

WEIGHT

5.8 kg

ART.NO. / EAN

Black: D144802P / 4018843448022
Walnut: D144803P / 4018843448039

MONITOR S 10 D

PRINCIPLE

2-way (di-pole), bookshelf and on-wall speaker

DRIVERS

1 x 4.5" woofer-midrange
3 x 1/2" dome-tweeter

POWER HANDLING (RMS/MAX.)

60/120 W

IMPEDANCE

4 – 8 Ohm

FREQUENCY RANGE

42 – 32.000 Hz

CROSSOVER FREQUENCIES

3.400 Hz

RECOMMENDED AMPLIFIER OUTPUT

20 – 120 W

SENSITIVITY (2.8V/1M)

88 dB

CABINET SURFACE

Black
Walnut

DIMENSIONS (WXHxD)

149 x 250 x 130 mm

WEIGHT

2.2 kg

ART.NO. / EAN

Black: D144814P / 4018843448145
Walnut: D144815P / 4018843448152

MONITOR S 10 B

PRINCIPLE

2-way

DRIVERS

1 x 4.5" woofer-midrange
1/2" dome tweeter

POWER HANDLING (RMS/MAX.)

60/120 W

IMPEDANCE

4 – 8 Ohm

FREQUENCY RANGE

42 – 32.000 Hz

CROSSOVER FREQUENCIES

3.400 Hz

RECOMMENDED AMPLIFIER OUTPUT

20 – 120 W

SENSITIVITY (2.8V/1M)

88 dB

CABINET SURFACE

Black
Walnut

DIMENSIONS (WXHxD)

149 x 250 x 190 mm

WEIGHT

2.5 kg

ART.NO. / EAN

Black: D144800P / 4018843448008
Walnut: D144801P / 4018843144801