



15

FACEBOOK



Scan QR Code to join
HIFIMAN on facebook



HIFIMAN

Table of Contents

01-02	Message from the F
05-08	The Stealth Magnet
11-12	The Nanometer Gra
13-14	The “Window Shad
15-16	The Headband
17-18	The Cables
19-20	The Ear Pads
21-22	Technical Data
23-24	Amplifier Requirem
27	Headband Adjustm
28	Care and Maintenanc



Message from the Founder

Thank you for your purchase of a HiFi speaker. It is our great pride in offering audio products that provide superior performance and value.

Though it seems like only yesterday we were a passionate audiophile, we just finished our business and eagerly look forward to the future. Our company has grown rapidly and the HiFi speaker is now one of the most respected in the industry.

Even with our success, the one thing that drives me is my passion for music and creating products that provide a live experience. Now, I am joined by many others who share my passion and in turn, we can help you.

Thank you again for your purchase. It is our hope that it is useful in learning about your product and providing countless hours of listening pleasure.

Happy listening,

Fang

Dr. Fang Bian,





The Stealth Magnets



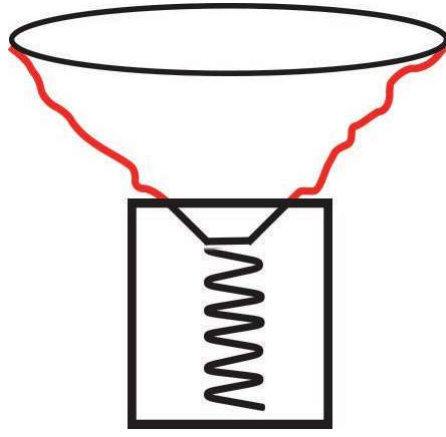
The latest innovation in the world of planar magnetic headphones is the development of a new design of magnet. We have called these "Stealth Magnets" after the core principle of anything stealth, to be as invisible as possible. Thus, the advanced magnet design used for the first time on the SUSVARA aims to be as acoustically transparent, or invisible as possible. In traditional designs the magnets get in the way of the sound waves, by reflection and diffraction. This creates constructive and destructive interference and as these points shift with frequency changes there is a mass of wave interference taking place.

The use of "Stealth Magnets" on the SUSVARA means the sound wave reproduction can take place without the necessary magnets getting in their own way ruining the sonic purity of their output.

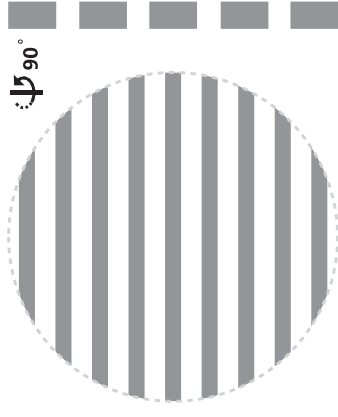


The Technology Under the Grill

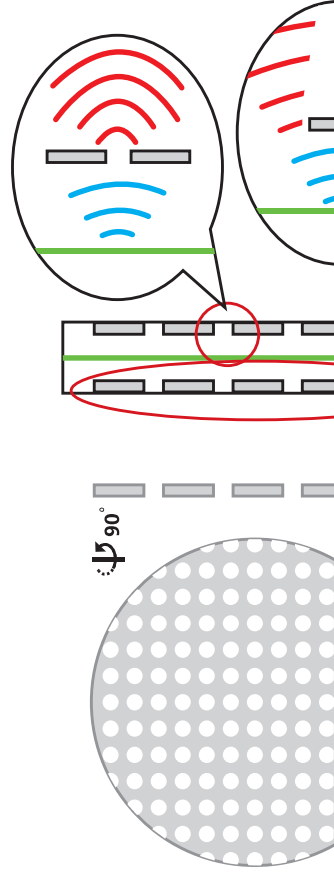
A conventional dynamic driver's frequency response can be altered due to distortions and vibrations across the diaphragm surface.




Degradation of sound quality in a headphone is caused by the magnet wave.



Conventional electrostatic headphone sees degradation of sound quality caused by the stator's interference.




Unlike the sound waves created by a special shape of stealth magnet of dynamic headphones, sound waves pass through the magnet without ge






The Nanometer Grade Diaphragm



HIFIMAN has been researching and developing Nanometer Grade diaphragms for many years, this core technology has been further refined in the design of SUSVARA. The production, processing and installation of diaphragm materials is highly complex. The drivers of extremely high tensile strength and low thickness and mass means it can produce tremendously low distortion levels yet offer an outstanding dynamic response. This, while difficult, can be achieved at the same time by combining this diaphragm and “Stealth Magnet” technology. Each working in harmony for an end result where the audio produced is of a remarkable tonal quality and clarity.

Compared to conventional dynamic driver headphones, planar magnetic headphones have solved problems such as surface distortion of high frequency audio and the lingering vibrations in a dynamic loudspeaker. HIFIMAN has further improved the efficiency by the use of the nanometer grade diaphragm in the drivers.

The thickness of the SUSVARA's diaphragm is under a millionth of a meter. This light, high tensile strength material with the acoustically invisible “Stealth Magnets” are a perfect sound producing pairing. We have had to select from numerous prototype designs and production methods and find the best-sounding materials without regard to cost. As the successor to the HE6, the SUSVARA also uses a gold coating conductor on its diaphragm.



The “Window Shade”

The outer grill has been carefully protection required yet to have as possible. The open backed nature physical protection of the driver ins unwanted reflections. How do you st protective grill creating wave interfe the careful crafting of the grill such caused are exactly controlled to a reaching the delicate diaphragm. Th subtleties can remain unhindered to space and openness.

The “Window Shade” on the SUS optimized to avoid any resonant fre aural purity, tonally clean and unad

The Headband

Ergonomic and comfortable headband is designed to fit for most people, with greater reliability and durability.

The metal headband structure is created via CNC milling and hand polishing. To adjust the headband, simply move each ear cup up or down until the top of the headband rests comfortably on your head and the ear cups surround your ears.





The Cables

The cable configuration used for the copper wire alongside a single cryo composition ratio and quantity of t resistance in the signal transmission for daily use which should ensure a lo

The cables are all user swappable at left and right marked. Further an "L" headband. Once the cable is connected orientation, an easy way to tell left connected slightly towards the front should gently drape across the user's



The Ear Pads

The elegant asymmetry of the ear pads on the SUSVARA conforms round the human ear, comfortably distributing the weight evenly yet offering a secure and sound grip. The pads themselves are gently bevelled, contouring and moulding to the users head thus providing superb comfort for long listening sessions.



Techni

Specific

Frequency R
Impedance: 8
Sensitivity: 8
Weight: 450

Packag

- (1) Pair of he
- (1) 3m headp
- (1) 3m headp
- (1) Pair of ea
- (1) Owner's C



Amplifier Requirem

The SUSVARA is a low sensitivity headphone amplifier with more than average amplifier power to drive most headphones. SUSVARA has a high quality and potent sound signature that allows it to reach its fullest potential. To get the most out of your complimentary amplifier we have designed in conjunction with the SUSVARA, please refer to the output and exceptional sound quality and perfect complementary amplifier to

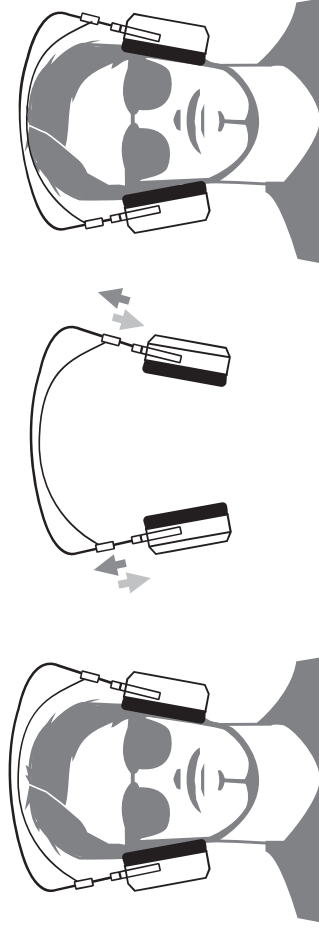
Further information can be found on





Headband Adjustment

To help fit the headphone to your head, you may use the two adjustment blocks to change the position of the headband strap to better accommodate your head.



Care and Maintenance

Planar headphones benefit from performance. Usually this takes up nothing special you need to do other

Wipe the surfaces (ear pads, cups) \ the headphone in a dry, cool and sa humidity, sunlight, younger kids headband, wipe it periodically to rem

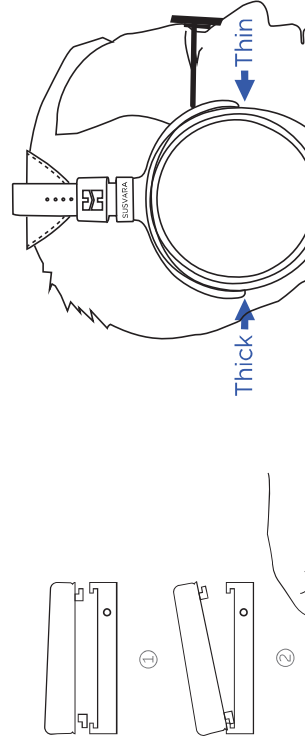
Do not expose the headphone temperatures.

Do not use any headphone while driv

Do not use volatile substances also detergent to clean the headphone.

Replacing Ear Pads

To remove the ear pads, locate the clips on the inside of the pad, and use two fingers to gently bend them in and slip them out. To install new pads, simply align the ear pad with the mounting ring, and gently bend the clips so they slot in their appropriate locations.



HIFIMAN Limited Warranty

Svarnar is warranted for a period of three years beginning with the original date of purchase. If you join the official HIFIMAN group on Facebook, your product warranty will be extended for an additional six months. Please contact HIFIMAN customer service if you need any assistance.

The dated sales or delivery receipt is your proof of purchase. You may be required to provide proof of purchase as a condition of receiving warranty service so please keep it handy.

If your product is under warranty and malfunctions occur, please contact HIFIMAN customer service or your authorized dealer. If necessary, and at the discretion of HIFIMAN, the company will provide a warranty repair or replacement of your product.

Caution: do not disassemble or modify the product in any way. Tampering with or modifying your HIFIMAN product will void its warranty.

This Limited Warranty does not apply to :

1. Defective or discolored parts if the damages are caused by fluids, dirt, missing keys, broken plastic parts or improper use.
2. Damage caused by misuse with another product.
3. Use of the product for other than its normal intended use, including, without limitation, failure to use the product in accordance with the supplied "Owner' s Guide"
4. Damage caused by accident, abuse, neglect or misuse.
5. If you do not have a valid dated receipt showing proof of purchase.
6. Damage caused by services/repairs or other modifications to the system carried out by anyone other than HIFIMAN or an authorized HIFIMAN distributor or dealer.

HIFIMAN guarantees your satisfaction to achieve that. If you have any question simply contact your authorized dealer (from us) and explain the issue in detail (RA# will be issued. Return shipping to facility will be at the owner's expense.

The warranty applies to the first purchase. Should you need warranty service please contact HIFIMAN dealer. Or email us directly at service@hifiman.com

If you have any concerns with your product, please contact your authorized dealer in the issue in detail. If a return/refund is required, please contact your authorized dealer. Return shipping to HIFIMAN or authorized dealer will be at the owner's expense.

For any further information or question, please contact your nearest HIFIMAN dealer. Or email us directly at service@hifiman.com



[facebook.com/hifiman](https://www.facebook.com/hifiman)



twitter.com/hifiman



www.hifiman.com