



FACEBOOK



Scan QR Code to join
HIFIMAN on FaceBook



AUDIVINA
Planar Headphones



Table of Contents

01-02 **Message from the Founder**

03-04 **Introduction**

05-06 **Acoustically Invisible Stealth Magnets**

07-08 **NEO Supernano Diaphragm**

09-10 **Acoustic Structure Specialized for Closed-back Design**

11-12 **Ergonomic Headband**

13-14 **The Earpads**

15 **The Cables**

17 **Package Details**

19 **Headband Adjustment & Replacing Ear Pads**

20 **Care and Maintenance**

21 **HIFIMAN Limited Warranty**



Message from the Founder

Thank you for your purchase of a HIFIMAN product. We take great pride in offering audio products that provide best-in-class performance and value.

Though it seems like only yesterday when, as a passionate audiophile, I started HIFIMAN, we just finished our first decade in business and eagerly look forward to an exciting future. The company continues to grow at a rapid pace, and the HIFIMAN brand is one of the most respected in the industry.

Even with our success, two things that never change are my love of music and my commitment to creating products that recreate the experience of hearing a live performance. I am joined by many others in the company who share my passion and in turn, we humbly share our passion with you.

Thank you again for your purchase. I hope you will find this guide a useful tool for learning about your product, ultimately helping you enjoy countless hours of pleasure.

Happy listening,

Fang

Dr. Fang Bian,
Founder and CEO

Introduction

The name AUDIVINA comes from the combination of the words Audi which means listening and the Sanskrit word Vina meaning sitar. The sitar is a South Asian traditional plucked string instrument. What makes it unique is that it allows a musician to adjust the position of the frets according to the piece of the music being played.

HIFIMAN Electronics' AUDIVINA closed-back planar studio headphone gives recording pros and hobbyists a detailed, accurate representation of their music, podcasts, and more. It's an ideal choice for musicians.



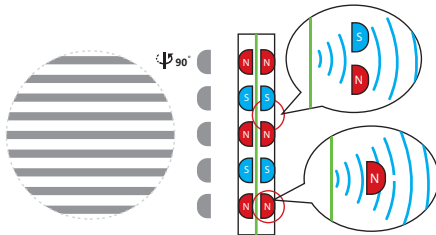
Acoustically Invisible Stealth Magnets



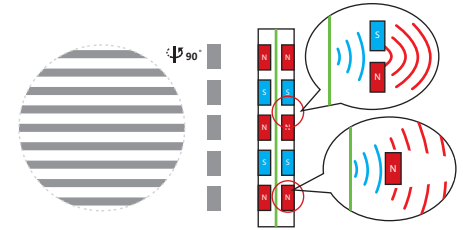
The advanced magnet design featured in the AUDIVINA is acoustically transparent, dramatically reducing wave diffraction turbulence that typically degrades the integrity of the sound waves. The result is reduced distortion, yielding a purer, more harmonious sound that is demonstrably better than previous designs.



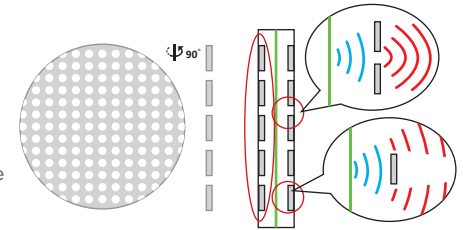
Unlike the sound waves that are created by conventional magnets, the unique shape of stealth magnets enable soundwaves to pass through the magnet without generating interference.



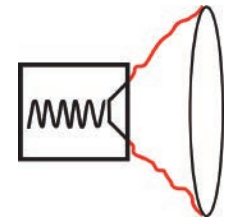
Degradation of sound quality in a conventional planar magnetic headphone is caused by the magnets getting in the way of the sound wave.



The same happens in conventional electrostatic headphones, where the degradation of sound quality is caused by the stator's interference.



A conventional dynamic driver's frequency response can be altered due to distortions and vibrations across the diaphragm surface.






NEO Supernano Diaphragm

NEO Supernano Diaphragm

HIFIMAN devoted extensive time and resources to create a nano scale thickness diaphragm that allows for lightning fast response that not only produces stunning levels of details but ultra-low distortion too. AUDIVINA offers performance levels and musical purity that exceed expectations, especially for such an affordable headphone.



Acoustic Structure Specialized for Closed-back Design



The cavity constructed of hardwood is exquisitely lacquered and feels like jade to the touch.

The resonance chamber design was inspired by the highly respected acoustic architecture of the Bayreuth Festival Theater in Germany. Sound takes a circuitous route through the chamber, creating a wide soundstage beyond what is typically associated with similarly priced products.

Most headphones feature a Diffuse-Field design that leads to a lack of bass, so they are mostly used in limited applications such as playbacks. However, AUDIVINA's full range output eliminates resonance and introverted sound, making it the ideal replacement for a large speaker when mixing and mastering.



Ergonomic Headband

High-precision CNC machine metal cutting combined with hand-polishing add up to the ideal combination of comfort and durability.



The Earpads

The AUDIVINA's earpads are made from eco-friendly, silky leatherette material with high-tech fabrics . Sonics and comfort are maximized for hours-long listening sessions.





Multiple Cable Options for A Variety of Scenarios

The highly reliable socket ensures the contact resistance remains extremely low while having no effect on the signal path.

Inbox companions include 3.5mm single-end cable, XLR balanced cable and 6.35mm single-end cable, which are suitable for most portable audio devices, mobile phones, PCs, and professional- and audiophile-grade amplifiers etc.

Package Details

Specifications

Frequency Response: 5Hz-55kHz

Impedance: 20 Ω

Sensitivity: 97dB

Weight: 470g

Package Contents

AUDIVINA Headphone


Ear pads (installed on the headphone) x 1 pair

3.5mm single-end 1.5m cable x1

6.35mm single-ended 3m cable x1

XLR balanced 3m cable x1

Headphone Travel Bag x1



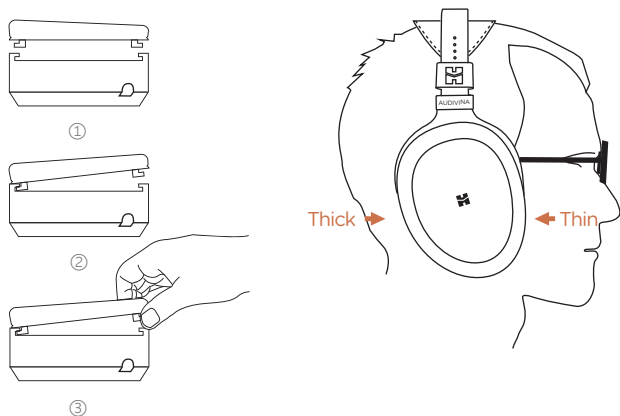
Headband Adjustment

For the best possible fit, use the two adjustment blocks to adjust the position of the headband strap.



Replacing Ear Pads

The ear pads are designed to be directly attached to the earphones, so if you need to replace the ear pads, please attach them carefully. To remove old pads, directly pull from the edge away from the cup housing. They are attached with Velcro and should peel off easily.



Care and Maintenance

The headphones benefit from break-in to achieve optimum performance. Usually, this takes up to 150 hours. Until then, there is nothing special you need to do other than enjoy your headphones.

Wipe the surfaces (ear pads, cups) with a microfiber cloth and store the headphone in a dry, cool, and safe place (away from dust, heat, humidity, sunlight, younger kids, and pets if possible).

To prolong the life of the headband, periodically wipe it with a clean, dry cloth.

Avoid exposure to extreme heat or cold.

Do not use any headphone while driving or operating machinery.

Do not use volatile substances, including alcohol, acetone, gasoline or dish detergent, to clean the headphone.

HIFIMAN Limited Warranty

AUDIVINA is warranted for a period of two years beginning with the original date of purchase. If you join the official HIFIMAN group on Facebook, your product warranty will be extended for an additional six months. Please contact HIFIMAN customer service if you need any assistance.

The dated sales or delivery receipt is your proof of purchase. You may be required to provide proof of purchase as a condition of receiving warranty service so please keep it handy.

If your product is under warranty and malfunctions occur, please contact HIFIMAN customer service or your authorized dealer. If necessary, and at the discretion of HIFIMAN, the company will provide a warranty repair or replacement of your product.

Caution: do not disassemble or modify the product in any way. Tampering with or modifying your HIFIMAN product will void its warranty.

This Limited Warranty does not apply to :

1. Defective or discolored parts if the damages are caused by fluids, dirt, missing keys, broken plastic parts or improper use.
2. Damage caused by misuse with another product.
3. Use of the product for other than its normal intended use, including, without limitation, failure to use the product in accordance with the supplied "Owner's Guide"
4. Damage caused by accident, abuse, neglect or misuse.
5. If you do not have a valid dated receipt showing proof of purchase.
6. Damage caused by services/repairs or other modifications to the system carried out by anyone other than HIFIMAN or an authorized HIFIMAN distributor or dealer.
7. Damage caused by self-repair or if the unit has been disassembled or modified in any way.

HIFIMAN guarantees your satisfaction and will do everything reasonable to achieve that. If you have any questions or concerns with your product, simply contact your authorized dealer or HIFIMAN directly (if purchased from us) and explain the issue in detail. Should a return be required, a RA# will be issued. Return shipping to HIFIMAN or authorized service facility will be at the owner's expense.

The warranty applies to the first purchaser and is not transferable. Should you need warranty service please contact your authorized HIFIMAN dealer. Or email us directly at customerservice@HIFIMAN.com

If you have any concerns with your product: please contact us to explain the issue in detail. If a return/refund is required, a RA# will be issued. Return shipping to HIFIMAN or authorized service facility is done at the owner's expense.

For any further information or questions, please contact your authorized HIFIMAN dealer. Or email us directly at customerservice@HIFIMAN.com.



facebook.com/hifimanelectronics



twitter.com/hifimanofficial



www.hifiman.com

HIFIMAN ELECTRONICS CORPORATION

Address: 2602 Beltagh Ave, Bellmore, NY 11710, USA