



Edition XS

Owner's Guide

www.hifiman.com



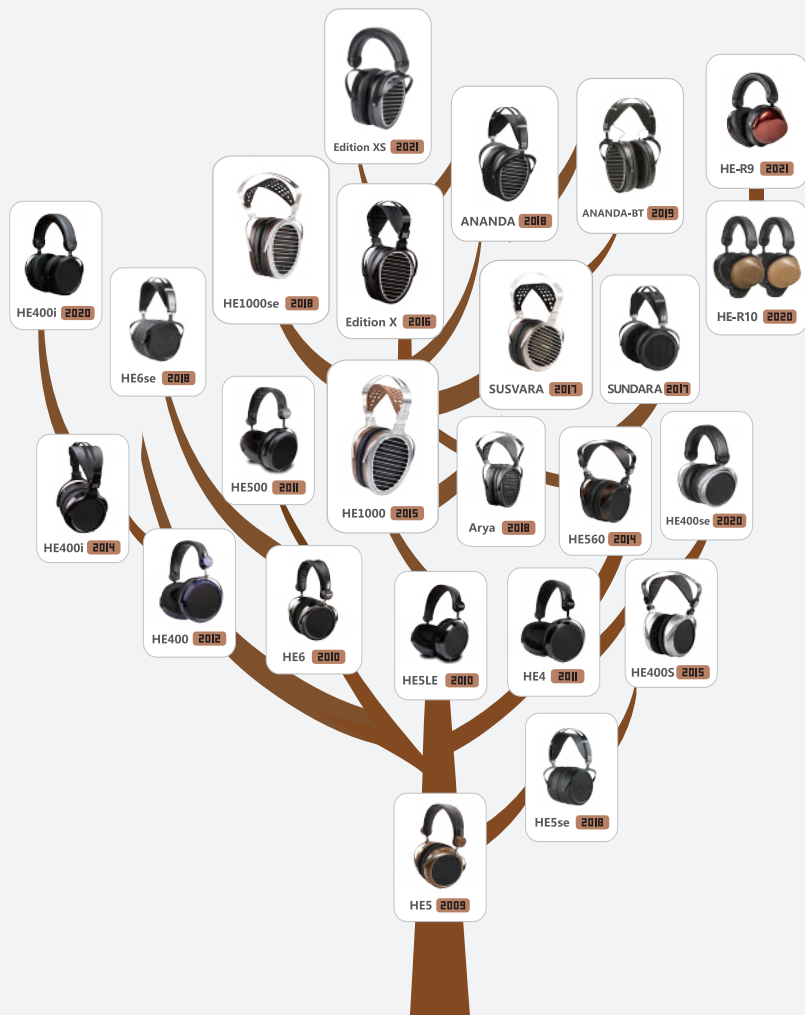


TABLE OF CONTENTS

2	Message from the Founder
3	Headphone Overview
	Outstanding Sound Quality
	Stealth Magnets
	NEO Supernano Diaphragm
9	Technical Data
	Specifications
	Package Contents
10	Set-up Instructions
	Headband Adjustment
	Replacing Ear Pads
	Set-up and Operation
	Care and Maintenance
12	HIFIMAN Limited Warranty



Message from the Founder

Thank you for your purchase of a HIFIMAN product. We take great pride in offering audio products that provide best-in-class performance and value.

Though it seems like only yesterday when, as a passionate audiophile, I started HIFIMAN, we just finished our first decade in business and eagerly look forward to an exciting future. The company continues to grow at a rapid pace, and the HIFIMAN brand is one of the most respected in the industry.

Even with our success, two things that never change are my love of music and my commitment to creating products that recreate the experience of hearing a live performance. I am joined by many others in the company who share my passion and in turn, we humbly share our passion with you.

Thank you again for your purchase. I hope you will find this guide a useful tool for learning about your product, ultimately helping you enjoy countless hours of pleasure.

Happy listening,

Fang

Dr. Fang Bian,
Founder and CEO

Outstanding Sound Quality

Compared to traditional dynamic headphones, planar magnetic technology offers a superior sounding experience in terms of overall quality, especially when it comes to the aural soundstage. Dynamic headphones utilize conductors that vibrate in select areas of the diaphragm. This results in a large percentage of the diaphragm not being directly driven by those conductors, resulting in somewhat diminished performance. Planar magnetic headphones are fundamentally different in that their weight (conductors + diaphragm) is much lower than dynamic headphones. The result is superior performance, especially in the upper frequencies, or treble.

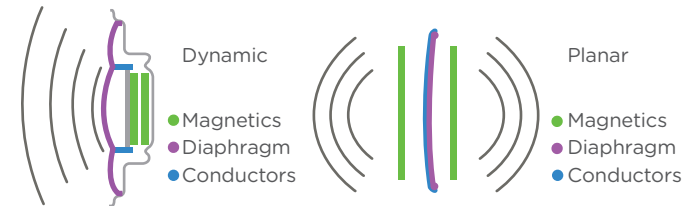
$$f_h = \frac{1}{2\pi} \sqrt{\left(\frac{1}{m_1} + \frac{1}{m_2}\right) S_n}$$

fh: upper frequency bound
 m1: mass of diaphragm
 m2: mass of conductor traces

A smaller mass from either the diaphragm or conductor results in improved upper frequency response.

Planar headphones feature conductive layers distributed throughout the surface of diaphragm. The diaphragm is evenly driven by the magnetic force so that planar headphones produce significantly lower distortion when compared with conventional dynamic headphones.

This lower distortion results in better overall reproduction of minute details. Positioning of instruments and other elements of imaging are demonstrably better, with a soundstage that is consistently wide and natural sounding.

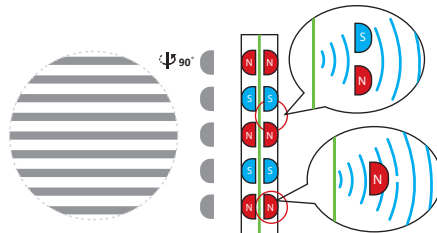


Acoustically Invisible Stealth Magnets

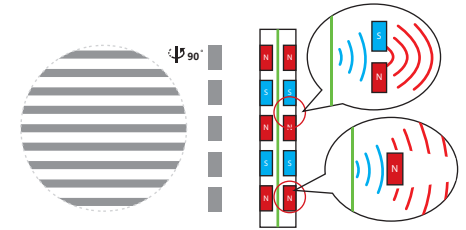
The advanced magnet design featured in the Edition XS is acoustically transparent, dramatically reducing wave diffraction turbulence that typically degrades the integrity of the sound waves. The result is reduced distortion, yielding a purer, more harmonious sound that is demonstrably better than previous designs.



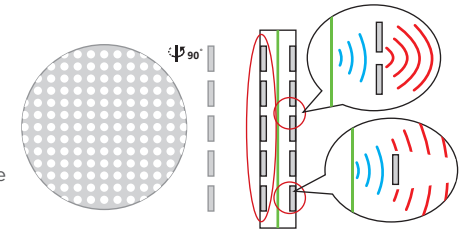
Unlike the sound waves that are created by conventional magnets, the unique shape of stealth magnets enable soundwaves to pass through the magnet without generating interference.



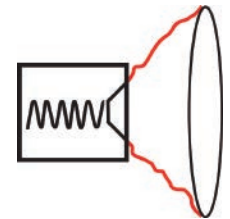
Degradation of sound quality in a conventional planar magnetic headphone is caused by the magnets getting in the way of the sound wave.



The same happens in conventional electrostatic headphones, where the degradation of sound quality is caused by the stator's interference.



A conventional dynamic driver's frequency response can be altered due to distortions and vibrations across the diaphragm surface.






NEO Supernano Diaphragm



HIFIMAN devoted extensive time and resources to create a nano scale thickness diaphragm that allows for lightning fast response that not only produces stunning levels of details but ultra-low distortion too. Edition XS offers performance levels and musical purity that exceed expectations, especially for such an affordable headphone.



Technical Data

Specifications

Frequency Response: 8Hz - 50k Hz

Sensitivity: 92dB

Impedance: 18 Ω

Weight: 14.28 Oz (405g)


Package Contents

- (1) Pair of headphones
- (1) 1.5m headphone cable (3.5mm plug)
- (1) Pair of ear pads (mounted on the headphone)
- (1) 3.5mm to 6.35mm Adapter

Set-up Instructions

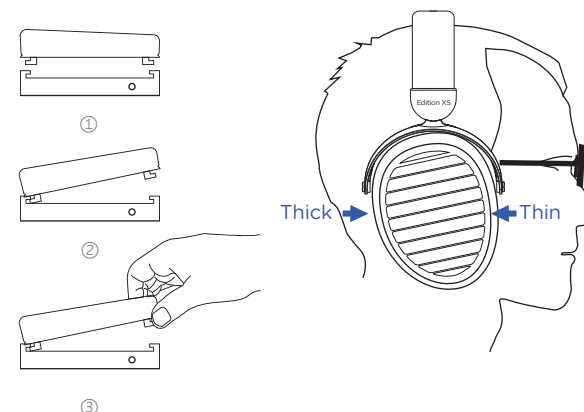
Headband Adjustment

To help fit the headphone to your head, use the two adjustment blocks to change the position of the headband strap until the perfect fit is achieved.



Replacing Ear Pads

To remove the ear pads, locate the clips on the inside of the pad, and use two fingers to bend them in and slip them out gently. To install new pads, align the ear pad with the mounting ring and gently bend the clips to slot in their appropriate locations.



Set-up and Operation

1. Please allow for a period of "burn in" where you play audio for a period of 150 hours to allow the headphones to reach their peak performance level.
2. The headphone connectors utilize a new 3.5mm connector. They slot in an identical fashion to the standard 3.5mm sockets as found on a multitude of audio devices.
3. The supplied 3.5mm cable is user changeable and replaceable.
4. Please listen to the Edition XS at moderate listening levels so that you can continue to enjoy their audio quality for years to come.
5. The drivers do not require user maintenance, do not touch them.
Please contact HIFIMAN if your drivers have a problem.

Care and Maintenance

Planar headphones benefit from break-in to achieve optimum performance. Usually, this takes up to 150 hours; however, there is nothing special you need to do other than enjoy your headphones.

Wipe the surfaces (ear pads, cups) with a microfiber cloth and store the headphone in a dry, cool, and safe place (away from dust, heat, humidity, sunlight, younger kids, and pets if possible). To prolong the life of the headband, periodically wipe it with a clean, dry cloth.

Avoid exposure to extreme heat or cold.

Do not use any headphone while driving or operating machinery. Do not use volatile substances, including alcohol, acetone, gasoline or dish detergent, to clean the headphone.

HIFIMAN Limited Warranty

Your product is warranted for a period of one year beginning with the original date of purchase. If you join HIFIMAN on Facebook, your product warranty will be extended for an additional six months. Please contact HIFIMAN customer service if you need any assistance.

The dated sales or delivery receipt is your proof of purchase. You may be required to provide proof of purchase as a condition of receiving warranty service so please keep it handy.

If your product is under warranty and malfunctions occur, please contact HIFIMAN customer service or your authorized dealer. If necessary, and at the discretion of HIFIMAN, the company will provide a warranty repair or replacement of your product.

Caution: do not disassemble or modify the product in any way. Tampering with or modifying your HIFIMAN product will void its warranty.

This Limited Warranty does not apply to :

1. Defective or discolored parts if the damages are caused by fluids, dirt, missing keys, broken plastic parts or improper use.
2. Damage caused by misuse with another product.
3. Use of the product for other than its normal intended use, including, without limitation, failure to use the product in accordance with the supplied "Owner's Guide"
4. Damage caused by accident, abuse, neglect or misuse.
5. If you do not have a valid dated receipt showing proof of purchase.

6. Damage caused by services/repairs or other modifications to the system carried out by anyone other than HIFIMAN or an authorized HIFIMAN distributor or dealer.
7. Damage caused by self-repair or if the unit has been disassembled or modified in any way.

HIFIMAN guarantees your satisfaction and will do everything reasonable to achieve that. If you have any questions or concerns with your product, simply contact your authorized dealer or HIFIMAN directly (if purchased from us) and explain the issue in detail. Should a return be required, a RA# will be issued. Return shipping to HIFIMAN or authorized service facility will be at the owner's expense.

The warranty applies to the first purchaser and is not transferable. Should you need warranty service please contact your authorized HIFIMAN dealer. Or email us directly at customerservice@HIFIMAN.com

If you have any concerns with your product: please contact us to explain the issue in detail. If a return/refund is required, a RA# will be issued. Return shipping to HIFIMAN or authorized service facility is done at the owner's expense.

For any further information or questions, please contact your authorized HIFIMAN dealer. Or email us directly at customerservice@HIFIMAN.com.



facebook.com/hifimanelectronics



twitter.com/hifimanofficial



www.hifiman.com

 **HIFIMAN**
Innovating the Art of Listening